

市町村財政状況の推移(平成19年度～平成23年度)その1

建制番号
4

市町村名 久留米市

(1) 歳入・歳出の推移

(単位:千円、%)

| 区 分 | 平成 19 年度 | | | 平成 20 年度 | | | 平成 21 年度 | | | 平成 22 年度 | | | 平成 23 年度 | | | | | | | | | | | | | | | | | | | | | | | | | | | | | | | | | | | | | | | | | | | | | | | | | | | | | | | | | | | | | | | | | | | | | | | | | | | | | | | | | | | | | | | | | | | | | | | | | | | | | | | | | | | | | | | | | | | | | | | | | | | | | | | | | | | | | | | | | | | | | | | | | | | | | | | | | | | | | | | | | | | | | | | | | | | | | | | | | | | | | | | | | | | | | | | | | | | | | | | | | | | | | | | | | | | | | | | | | | | | | | | | | | | | | | | | | | | | | | | | | | | | | | | | | | | | | | | | | | | | | | | | | | | | | | | | | | | | | | | | | | | | | | | | | | | | | | | | | | | | | | | | | | | | | | | | | | | | | | | | | | | | | | | | | | | | | | | | | | | | | | | | | | | | | | | | | | | | | | | | | | | | | | | | | | | | | | | | | | | | | | | | | | | | | | | | | | | | | | | | | | | | | | | | | | | | | | | | | | | | | | | | | | | | | | | | | | | | | | | | | | | | | | | | | | | | | | | | | | | | | | | | | | | | | | | | | | | | | | | | | | | | | | | | | | | | | | | | | | | | | | | | | | | | | | | | | | | | | | | | | | | | | | | | | | | | | | | | | | | | | | | | | | | | | | | | | | | | | | | | | | | | | | | | | | | | | | | | | | | | | | | | | | | | | | | | | | | | | | | | | | | | | | | | | | | | | | | | | | | | | | | | |
|-------------|--------------------|--------------|-----|--------------------|--------------|------------|--------------------|--------------|-------------|--------------------|--------------|------------|--------------------|--------------|--------------|-----|------------|------|--|------------|------|-------|------------|------|-------|------------|------|-------|------------|------|-------|-------|------------|------|--|------------|------|-------|------------|------|-------|------------|------|-------|------------|------|-------|----------|------------|------|--|------------|------|-------|------------|-----|-------|------------|-----|-------|------------|------|-------|--------|------------|------|--|------------|------|------|------------|------|-------|------------|------|------|------------|------|-----|---------|------------|------|--|------------|------|-----|------------|------|-------|------------|------|------|------------|------|--------|---------|-----------|-----|--|-----------|-----|-----|-----------|-----|-------|------------|-----|-------|-----------|-----|--------|---------|------------|------|--|------------|------|------|------------|------|-----|------------|------|--------|------------|------|--------|---------|-----------|-----|--|-----------|-----|--------|-----------|-----|------|-----------|-----|------|-----------|-----|--------|------------|---------|-----|------------|---------|-----|------------|---------|-------|------------|---------|------|------------|-----------|--------|-------|------------|-----------|-----|------------|-----------|-----|------------|-----------|-----|------------|-----------|-----|------------|-----------|-----|-------|-----------|-----------|-----|-----------|-----------|--------|-----------|-----------|-----|-----------|-----------|--------|-----------|-----------|-----|-------|-----------|-----------|-----|-----------|-----------|------|------------|-----------|------|-----------|-----------|--------|-----------|-----------|-------|---------|-----------|-----------|-----|-----------|------------|-------|-----------|------------|-------|-----------|------------|-------|-----------|-----------|-------|--------|-----------|-----------|-----|-----------|-----------|-------|------------|-----------|-----|------------|-----------|-----|------------|-----------|-----|-------|--------|-----------|-----|---------|-----------|--------|-----------|-----------|-------|-----------|-----------|--------|-----------|-----------|------|-----------|-------------|--------------------|--------------|-----------|--------------------|--------------|------------|--------------------|--------------|------------|--------------------|--------------|------------|--------------------|--------------|--------------|---------|------------|------|---|------------|------|-----|------------|------|-----|------------|------|-----|------------|-------------|--------------------|--------------|------------|--------------------|--------------|------------|--------------------|--------------|-------------|--------------------|--------------|------------|--------------------|--------------|--------------|------|-----------|-----------|--|-----------|--|--|-----------|--|--|-----------|--|--|-----------|--|--|------|---------|-----|------------|---------|--|------------|---------|-------|------------|-----------|-------|------------|-----------|-------|------------|------|-------|-----|------------|------|--|------------|------|-----|------------|------|-----|------------|------|------|------------|------|-----|-----|------------|------|--|------------|------|-----|------------|-----|-------|------------|-----|-----|------------|------|-----|--------|------------|------|--|------------|------|-----|------------|------|-------|------------|------|------|------------|------|-----|---------|------------|------|--|------------|------|-----|------------|------|-------|------------|------|------|------------|------|--------|---------|-----------|-----|--|-----------|-----|-----|-----------|-----|-------|------------|-----|------|-----------|-----|--------|---------|-------|-----|--|---|-----|----|---------|-----|----|--------|-----|--------|--------|-----|--------|---------|---|-----|--|---|-----|--|---|-----|---|-----|--|---|-----|--|--------|------------|------|--|------------|------|-----|------------|------|-------|------------|------|------|------------|------|--------|-----|------------|------|--|------------|------|-----|------------|------|-----|------------|------|-----|------------|------|-----|-------|-----------|-----|--|-----------|-----|--------|-----------|-----|-----|-----------|-----|--------|-----------|-----|-----|------|-----------|-----|--|-----------|-----|------|------------|------|------|-----------|-----|--------|-----------|-----|-------|---------|-----------|-----|--|-----------|-----|-------|-----------|-----|-------|-----------|-----|-------|-----------|-----|-------|-----|-----------|-----|--|-----------|-----|-------|------------|-----|-----|------------|-----|-----|------------|-----|-----|-----|--------|-----|--|---------|-----|--------|-----------|-----|-------|-----------|-----|--------|-----------|-----|------|-----------|-----------|-----|--|-----------|-----|------|-----------|-----|------|-----------|-----|-------|-----------|-----|--------|----------|---|-----|--|---|-----|--|---|-----|---|-----|--|---|-----|--|-------------|--------------------|--------------|--|--------------------|--------------|------------|--------------------|--------------|-------------|--------------------|--------------|------------|--------------------|--------------|--------------|------|-----------|--|--|-----------|--|--|-----------|--|--|-----------|--|--|-----------|--|--|------|---------|--|--|---------|--|--|---------|--|--|-----------|--|--|-----------|--|--|
| | 決算額 | 構成比 | 増減率 | 決算額 | 構成比 | 増減率 | 決算額 | 構成比 | 増減率 | 決算額 | 構成比 | 増減率 | 決算額 | 構成比 | 増減率 | | | | | | | | | | | | | | | | | | | | | | | | | | | | | | | | | | | | | | | | | | | | | | | | | | | | | | | | | | | | | | | | | | | | | | | | | | | | | | | | | | | | | | | | | | | | | | | | | | | | | | | | | | | | | | | | | | | | | | | | | | | | | | | | | | | | | | | | | | | | | | | | | | | | | | | | | | | | | | | | | | | | | | | | | | | | | | | | | | | | | | | | | | | | | | | | | | | | | | | | | | | | | | | | | | | | | | | | | | | | | | | | | | | | | | | | | | | | | | | | | | | | | | | | | | | | | | | | | | | | | | | | | | | | | | | | | | | | | | | | | | | | | | | | | | | | | | | | | | | | | | | | | | | | | | | | | | | | | | | | | | | | | | | | | | | | | | | | | | | | | | | | | | | | | | | | | | | | | | | | | | | | | | | | | | | | | | | | | | | | | | | | | | | | | | | | | | | | | | | | | | | | | | | | | | | | | | | | | | | | | | | | | | | | | | | | | | | | | | | | | | | | | | | | | | | | | | | | | | | | | | | | | | | | | | | | | | | | | | | | | | | | | | | | | | | | | | | | | | | | | | | | | | | | | | | | | | | | | | | | | | | | | | | | | | | | | | | | | | | | | | | | | | | | | | | | | | | | | | | | | | | | | | | | | | | | | | | | | | | | | | | | | | | | | | | | | | | | | | | | | | | | | | | | | | | | | | | | | | | | | | |
| 歳 | | | | | | | | | | | | | | | | 地方税 | 39,428,025 | 37.8 | | 39,052,986 | 34.8 | △ 1.0 | 37,551,632 | 30.6 | △ 3.8 | 37,716,168 | 30.1 | 0.4 | 38,623,221 | 31.7 | 2.4 | 地方譲与税 | 1,120,008 | 1.1 | | 1,023,712 | 0.9 | △ 8.6 | 961,981 | 0.8 | △ 6.0 | 935,863 | 0.7 | △ 2.7 | 915,273 | 0.8 | △ 2.2 | 地方消費税交付金 | 3,064,643 | 2.9 | | 2,884,761 | 2.6 | △ 5.9 | 3,070,116 | 2.5 | 6.4 | 3,064,841 | 2.4 | △ 0.2 | 2,978,607 | 2.4 | △ 2.8 | 地方交付税 | 15,778,585 | 15.1 | | 18,849,923 | 16.8 | 19.5 | 20,407,402 | 16.6 | 8.3 | 22,532,830 | 18.0 | 10.4 | 23,472,221 | 19.3 | 4.2 | 分担金・負担金 | 1,190,306 | 1.1 | | 1,238,462 | 1.1 | 4.0 | 1,191,298 | 1.0 | △ 3.8 | 1,229,755 | 1.0 | 3.2 | 1,329,781 | 1.1 | 8.1 | 使用料・手数料 | 2,329,388 | 2.2 | | 2,362,821 | 2.1 | 1.4 | 2,278,717 | 1.9 | △ 3.6 | 2,097,312 | 1.7 | △ 8.0 | 2,032,953 | 1.7 | △ 3.1 | 国庫支出金 | 14,115,697 | 13.5 | | 19,842,465 | 17.7 | 40.6 | 20,570,145 | 16.8 | 3.7 | 24,196,934 | 19.3 | 17.6 | 22,363,048 | 18.4 | △ 7.6 | 県支出金 | 6,337,656 | 6.1 | | 5,029,174 | 4.5 | △ 20.6 | 5,711,928 | 4.7 | 13.6 | 6,600,915 | 5.3 | 15.6 | 6,388,621 | 5.2 | △ 3.2 | 財産収入 | 285,740 | 0.3 | | 283,848 | 0.3 | △ 0.7 | 310,698 | 0.3 | 9.5 | 218,734 | 0.2 | △ 29.6 | 1,242,396 | 1.0 | 468.0 | 繰入金 | 2,908,007 | 2.8 | | 1,817,054 | 1.6 | △ 37.5 | 5,356,828 | 4.4 | 194.8 | 1,682,555 | 1.3 | △ 68.6 | 1,617,299 | 1.3 | △ 3.9 | 繰越金 | 1,477,785 | 1.4 | | 1,402,667 | 1.2 | △ 5.1 | 4,354,034 | 3.5 | 210.4 | 2,017,617 | 1.6 | △ 53.7 | 2,006,137 | 1.6 | △ 0.6 | 諸収入 | 5,178,740 | 5.0 | | 6,486,238 | 5.8 | 25.2 | 9,355,867 | 7.6 | 44.2 | 8,635,124 | 6.9 | △ 7.7 | 7,811,333 | 6.4 | △ 9.5 | 地方債 | 9,411,950 | 9.0 | | 10,540,258 | 9.4 | 12.0 | 10,351,626 | 8.4 | △ 1.8 | 13,272,292 | 10.6 | 28.2 | 9,832,326 | 8.1 | △ 25.9 | うち臨時財政対策債 | 2,617,450 | 2.5 | | 2,451,658 | 2.2 | △ 6.3 | 3,805,026 | 3.1 | 55.2 | 5,362,192 | 4.3 | 40.9 | 5,310,826 | 4.4 | △ 1.0 | その他 | 1,636,565 | 1.6 | | 1,444,407 | 1.3 | △ 11.7 | 1,309,023 | 1.1 | △ 9.4 | 1,148,212 | 0.9 | △ 12.3 | 1,092,122 | 0.9 | △ 4.9 | 歳入合計 | 104,263,095 | 100.0 | | 112,258,776 | 100.0 | 7.7 | 122,781,295 | 100.0 | 9.4 | 125,349,152 | 100.0 | 2.1 | 121,705,338 | 100.0 | △ 2.9 | うち一般財源等 | 67,633,262 | 64.9 | | 70,026,483 | 62.4 | 3.5 | 73,680,595 | 60.0 | 5.2 | 76,659,948 | 61.2 | 4.0 | 76,469,898 | 62.8 | △ 0.2 | うち經常一財等 | 57,421,180 | 55.1 | | 59,661,956 | 53.1 | 3.9 | 59,678,443 | 48.6 | 0.0 | 61,711,732 | 49.2 | 3.4 | 63,335,841 | 52.0 | 2.6 | 歳出 | | | | | | | | | | | | | | | | 人件費 | 19,147,748 | 18.6 | | 18,383,232 | 17.0 | △ 4.0 | 17,029,095 | 14.1 | △ 7.4 | 16,739,072 | 13.6 | △ 1.7 | 16,243,395 | 13.7 | △ 3.0 | 扶助費 | 21,142,343 | 20.6 | | 22,093,730 | 20.5 | 4.5 | 23,595,501 | 19.5 | 6.8 | 29,049,031 | 23.6 | 23.1 | 31,057,472 | 26.2 | 6.9 | 公債費 | 11,344,875 | 11.0 | | 11,833,889 | 11.0 | 4.3 | 10,981,944 | 9.1 | △ 7.2 | 11,432,655 | 9.3 | 4.1 | 12,312,513 | 10.4 | 7.7 | 義務的経費計 | 51,634,966 | 50.2 | | 52,310,851 | 48.5 | 1.3 | 51,606,540 | 42.7 | △ 1.3 | 57,220,758 | 46.4 | 10.9 | 59,613,380 | 50.2 | 4.2 | 普通建設事業費 | 16,626,279 | 16.2 | | 17,846,155 | 16.5 | 7.3 | 17,264,208 | 14.3 | △ 3.3 | 22,272,889 | 18.1 | 29.0 | 13,838,632 | 11.7 | △ 37.9 | うち単独事業費 | 8,678,663 | 8.4 | | 8,893,196 | 8.2 | 2.5 | 8,691,860 | 7.2 | △ 2.3 | 10,308,053 | 8.4 | 18.6 | 6,464,003 | 5.4 | △ 37.3 | 災害復旧事業費 | 5,376 | 0.0 | | 0 | 0.0 | 皆減 | 102,683 | 0.1 | 皆増 | 54,257 | 0.0 | △ 47.2 | 14,398 | 0.0 | △ 73.5 | 失業対策事業費 | 0 | 0.0 | | 0 | 0.0 | | 0 | 0.0 | 0 | 0.0 | | 0 | 0.0 | | 投資的経費計 | 16,631,655 | 16.2 | | 17,846,155 | 16.5 | 7.3 | 17,366,891 | 14.4 | △ 2.7 | 22,327,146 | 18.1 | 28.6 | 13,853,030 | 11.7 | △ 38.0 | 物件費 | 11,856,050 | 11.5 | | 11,882,527 | 11.0 | 0.2 | 12,789,024 | 10.6 | 7.6 | 13,325,976 | 10.8 | 4.2 | 14,277,437 | 12.0 | 7.1 | 維持補修費 | 1,574,503 | 1.5 | | 1,368,491 | 1.3 | △ 13.1 | 1,402,801 | 1.2 | 2.5 | 1,248,385 | 1.0 | △ 11.0 | 1,370,264 | 1.2 | 9.8 | 補助費等 | 7,125,561 | 6.9 | | 8,649,102 | 8.0 | 21.4 | 13,301,353 | 11.0 | 53.8 | 9,328,042 | 7.6 | △ 29.9 | 9,122,870 | 7.7 | △ 2.2 | うち一組負担金 | 1,944,050 | 1.9 | | 1,887,832 | 1.7 | △ 2.9 | 3,949,865 | 3.3 | 109.2 | 3,690,444 | 3.0 | △ 6.6 | 3,598,717 | 3.0 | △ 2.5 | 繰出金 | 9,726,691 | 9.5 | | 9,713,038 | 9.0 | △ 0.1 | 10,095,390 | 8.4 | 3.9 | 10,821,027 | 8.8 | 7.2 | 11,037,892 | 9.3 | 2.0 | 積立金 | 70,967 | 0.1 | | 914,348 | 0.8 | 1188.4 | 6,147,645 | 5.1 | 572.4 | 1,410,967 | 1.1 | △ 77.0 | 2,626,228 | 2.2 | 86.1 | 投資・出資・貸付金 | 4,240,035 | 4.1 | | 5,220,230 | 4.8 | 23.1 | 8,054,034 | 6.7 | 54.3 | 7,660,714 | 6.2 | △ 4.9 | 6,781,692 | 5.7 | △ 11.5 | 前年度繰上充用金 | 0 | 0.0 | | 0 | 0.0 | | 0 | 0.0 | 0 | 0.0 | | 0 | 0.0 | | 歳出合計 | 102,860,428 | 100.0 | | 107,904,742 | 100.0 | 4.9 | 120,763,678 | 100.0 | 11.9 | 123,343,015 | 100.0 | 2.1 | 118,682,793 | 100.0 | △ 3.8 | 形式収支 | 1,402,667 | | | 4,354,034 | | | 2,017,617 | | | 2,006,137 | | | 3,022,545 | | | 実質収支 | 664,414 | | | 804,769 | | | 815,866 | | | 1,061,815 | | | 1,130,534 | | |
| 地方税 | 39,428,025 | 37.8 | | 39,052,986 | 34.8 | △ 1.0 | 37,551,632 | 30.6 | △ 3.8 | 37,716,168 | 30.1 | 0.4 | 38,623,221 | 31.7 | 2.4 | | | | | | | | | | | | | | | | | | | | | | | | | | | | | | | | | | | | | | | | | | | | | | | | | | | | | | | | | | | | | | | | | | | | | | | | | | | | | | | | | | | | | | | | | | | | | | | | | | | | | | | | | | | | | | | | | | | | | | | | | | | | | | | | | | | | | | | | | | | | | | | | | | | | | | | | | | | | | | | | | | | | | | | | | | | | | | | | | | | | | | | | | | | | | | | | | | | | | | | | | | | | | | | | | | | | | | | | | | | | | | | | | | | | | | | | | | | | | | | | | | | | | | | | | | | | | | | | | | | | | | | | | | | | | | | | | | | | | | | | | | | | | | | | | | | | | | | | | | | | | | | | | | | | | | | | | | | | | | | | | | | | | | | | | | | | | | | | | | | | | | | | | | | | | | | | | | | | | | | | | | | | | | | | | | | | | | | | | | | | | | | | | | | | | | | | | | | | | | | | | | | | | | | | | | | | | | | | | | | | | | | | | | | | | | | | | | | | | | | | | | | | | | | | | | | | | | | | | | | | | | | | | | | | | | | | | | | | | | | | | | | | | | | | | | | | | | | | | | | | | | | | | | | | | | | | | | | | | | | | | | | | | | | | | | | | | | | | | | | | | | | | | | | | | | | | | | | | | | | | | | | | | | | | | | | | | | | | | | | | | | | | | | | | | | | | | | | | | | | | | | | | | | | | | | | | | | | | | | | | | | |
| 地方譲与税 | 1,120,008 | 1.1 | | 1,023,712 | 0.9 | △ 8.6 | 961,981 | 0.8 | △ 6.0 | 935,863 | 0.7 | △ 2.7 | 915,273 | 0.8 | △ 2.2 | | | | | | | | | | | | | | | | | | | | | | | | | | | | | | | | | | | | | | | | | | | | | | | | | | | | | | | | | | | | | | | | | | | | | | | | | | | | | | | | | | | | | | | | | | | | | | | | | | | | | | | | | | | | | | | | | | | | | | | | | | | | | | | | | | | | | | | | | | | | | | | | | | | | | | | | | | | | | | | | | | | | | | | | | | | | | | | | | | | | | | | | | | | | | | | | | | | | | | | | | | | | | | | | | | | | | | | | | | | | | | | | | | | | | | | | | | | | | | | | | | | | | | | | | | | | | | | | | | | | | | | | | | | | | | | | | | | | | | | | | | | | | | | | | | | | | | | | | | | | | | | | | | | | | | | | | | | | | | | | | | | | | | | | | | | | | | | | | | | | | | | | | | | | | | | | | | | | | | | | | | | | | | | | | | | | | | | | | | | | | | | | | | | | | | | | | | | | | | | | | | | | | | | | | | | | | | | | | | | | | | | | | | | | | | | | | | | | | | | | | | | | | | | | | | | | | | | | | | | | | | | | | | | | | | | | | | | | | | | | | | | | | | | | | | | | | | | | | | | | | | | | | | | | | | | | | | | | | | | | | | | | | | | | | | | | | | | | | | | | | | | | | | | | | | | | | | | | | | | | | | | | | | | | | | | | | | | | | | | | | | | | | | | | | | | | | | | | | | | | | | | | | | | | | | | | | | | | | | | | | | |
| 地方消費税交付金 | 3,064,643 | 2.9 | | 2,884,761 | 2.6 | △ 5.9 | 3,070,116 | 2.5 | 6.4 | 3,064,841 | 2.4 | △ 0.2 | 2,978,607 | 2.4 | △ 2.8 | | | | | | | | | | | | | | | | | | | | | | | | | | | | | | | | | | | | | | | | | | | | | | | | | | | | | | | | | | | | | | | | | | | | | | | | | | | | | | | | | | | | | | | | | | | | | | | | | | | | | | | | | | | | | | | | | | | | | | | | | | | | | | | | | | | | | | | | | | | | | | | | | | | | | | | | | | | | | | | | | | | | | | | | | | | | | | | | | | | | | | | | | | | | | | | | | | | | | | | | | | | | | | | | | | | | | | | | | | | | | | | | | | | | | | | | | | | | | | | | | | | | | | | | | | | | | | | | | | | | | | | | | | | | | | | | | | | | | | | | | | | | | | | | | | | | | | | | | | | | | | | | | | | | | | | | | | | | | | | | | | | | | | | | | | | | | | | | | | | | | | | | | | | | | | | | | | | | | | | | | | | | | | | | | | | | | | | | | | | | | | | | | | | | | | | | | | | | | | | | | | | | | | | | | | | | | | | | | | | | | | | | | | | | | | | | | | | | | | | | | | | | | | | | | | | | | | | | | | | | | | | | | | | | | | | | | | | | | | | | | | | | | | | | | | | | | | | | | | | | | | | | | | | | | | | | | | | | | | | | | | | | | | | | | | | | | | | | | | | | | | | | | | | | | | | | | | | | | | | | | | | | | | | | | | | | | | | | | | | | | | | | | | | | | | | | | | | | | | | | | | | | | | | | | | | | | | | | | | | | | | |
| 地方交付税 | 15,778,585 | 15.1 | | 18,849,923 | 16.8 | 19.5 | 20,407,402 | 16.6 | 8.3 | 22,532,830 | 18.0 | 10.4 | 23,472,221 | 19.3 | 4.2 | | | | | | | | | | | | | | | | | | | | | | | | | | | | | | | | | | | | | | | | | | | | | | | | | | | | | | | | | | | | | | | | | | | | | | | | | | | | | | | | | | | | | | | | | | | | | | | | | | | | | | | | | | | | | | | | | | | | | | | | | | | | | | | | | | | | | | | | | | | | | | | | | | | | | | | | | | | | | | | | | | | | | | | | | | | | | | | | | | | | | | | | | | | | | | | | | | | | | | | | | | | | | | | | | | | | | | | | | | | | | | | | | | | | | | | | | | | | | | | | | | | | | | | | | | | | | | | | | | | | | | | | | | | | | | | | | | | | | | | | | | | | | | | | | | | | | | | | | | | | | | | | | | | | | | | | | | | | | | | | | | | | | | | | | | | | | | | | | | | | | | | | | | | | | | | | | | | | | | | | | | | | | | | | | | | | | | | | | | | | | | | | | | | | | | | | | | | | | | | | | | | | | | | | | | | | | | | | | | | | | | | | | | | | | | | | | | | | | | | | | | | | | | | | | | | | | | | | | | | | | | | | | | | | | | | | | | | | | | | | | | | | | | | | | | | | | | | | | | | | | | | | | | | | | | | | | | | | | | | | | | | | | | | | | | | | | | | | | | | | | | | | | | | | | | | | | | | | | | | | | | | | | | | | | | | | | | | | | | | | | | | | | | | | | | | | | | | | | | | | | | | | | | | | | | | | | | | | | | | | | | |
| 分担金・負担金 | 1,190,306 | 1.1 | | 1,238,462 | 1.1 | 4.0 | 1,191,298 | 1.0 | △ 3.8 | 1,229,755 | 1.0 | 3.2 | 1,329,781 | 1.1 | 8.1 | | | | | | | | | | | | | | | | | | | | | | | | | | | | | | | | | | | | | | | | | | | | | | | | | | | | | | | | | | | | | | | | | | | | | | | | | | | | | | | | | | | | | | | | | | | | | | | | | | | | | | | | | | | | | | | | | | | | | | | | | | | | | | | | | | | | | | | | | | | | | | | | | | | | | | | | | | | | | | | | | | | | | | | | | | | | | | | | | | | | | | | | | | | | | | | | | | | | | | | | | | | | | | | | | | | | | | | | | | | | | | | | | | | | | | | | | | | | | | | | | | | | | | | | | | | | | | | | | | | | | | | | | | | | | | | | | | | | | | | | | | | | | | | | | | | | | | | | | | | | | | | | | | | | | | | | | | | | | | | | | | | | | | | | | | | | | | | | | | | | | | | | | | | | | | | | | | | | | | | | | | | | | | | | | | | | | | | | | | | | | | | | | | | | | | | | | | | | | | | | | | | | | | | | | | | | | | | | | | | | | | | | | | | | | | | | | | | | | | | | | | | | | | | | | | | | | | | | | | | | | | | | | | | | | | | | | | | | | | | | | | | | | | | | | | | | | | | | | | | | | | | | | | | | | | | | | | | | | | | | | | | | | | | | | | | | | | | | | | | | | | | | | | | | | | | | | | | | | | | | | | | | | | | | | | | | | | | | | | | | | | | | | | | | | | | | | | | | | | | | | | | | | | | | | | | | | | | | | | | | | | |
| 使用料・手数料 | 2,329,388 | 2.2 | | 2,362,821 | 2.1 | 1.4 | 2,278,717 | 1.9 | △ 3.6 | 2,097,312 | 1.7 | △ 8.0 | 2,032,953 | 1.7 | △ 3.1 | | | | | | | | | | | | | | | | | | | | | | | | | | | | | | | | | | | | | | | | | | | | | | | | | | | | | | | | | | | | | | | | | | | | | | | | | | | | | | | | | | | | | | | | | | | | | | | | | | | | | | | | | | | | | | | | | | | | | | | | | | | | | | | | | | | | | | | | | | | | | | | | | | | | | | | | | | | | | | | | | | | | | | | | | | | | | | | | | | | | | | | | | | | | | | | | | | | | | | | | | | | | | | | | | | | | | | | | | | | | | | | | | | | | | | | | | | | | | | | | | | | | | | | | | | | | | | | | | | | | | | | | | | | | | | | | | | | | | | | | | | | | | | | | | | | | | | | | | | | | | | | | | | | | | | | | | | | | | | | | | | | | | | | | | | | | | | | | | | | | | | | | | | | | | | | | | | | | | | | | | | | | | | | | | | | | | | | | | | | | | | | | | | | | | | | | | | | | | | | | | | | | | | | | | | | | | | | | | | | | | | | | | | | | | | | | | | | | | | | | | | | | | | | | | | | | | | | | | | | | | | | | | | | | | | | | | | | | | | | | | | | | | | | | | | | | | | | | | | | | | | | | | | | | | | | | | | | | | | | | | | | | | | | | | | | | | | | | | | | | | | | | | | | | | | | | | | | | | | | | | | | | | | | | | | | | | | | | | | | | | | | | | | | | | | | | | | | | | | | | | | | | | | | | | | | | | | | | | | | | | | |
| 国庫支出金 | 14,115,697 | 13.5 | | 19,842,465 | 17.7 | 40.6 | 20,570,145 | 16.8 | 3.7 | 24,196,934 | 19.3 | 17.6 | 22,363,048 | 18.4 | △ 7.6 | | | | | | | | | | | | | | | | | | | | | | | | | | | | | | | | | | | | | | | | | | | | | | | | | | | | | | | | | | | | | | | | | | | | | | | | | | | | | | | | | | | | | | | | | | | | | | | | | | | | | | | | | | | | | | | | | | | | | | | | | | | | | | | | | | | | | | | | | | | | | | | | | | | | | | | | | | | | | | | | | | | | | | | | | | | | | | | | | | | | | | | | | | | | | | | | | | | | | | | | | | | | | | | | | | | | | | | | | | | | | | | | | | | | | | | | | | | | | | | | | | | | | | | | | | | | | | | | | | | | | | | | | | | | | | | | | | | | | | | | | | | | | | | | | | | | | | | | | | | | | | | | | | | | | | | | | | | | | | | | | | | | | | | | | | | | | | | | | | | | | | | | | | | | | | | | | | | | | | | | | | | | | | | | | | | | | | | | | | | | | | | | | | | | | | | | | | | | | | | | | | | | | | | | | | | | | | | | | | | | | | | | | | | | | | | | | | | | | | | | | | | | | | | | | | | | | | | | | | | | | | | | | | | | | | | | | | | | | | | | | | | | | | | | | | | | | | | | | | | | | | | | | | | | | | | | | | | | | | | | | | | | | | | | | | | | | | | | | | | | | | | | | | | | | | | | | | | | | | | | | | | | | | | | | | | | | | | | | | | | | | | | | | | | | | | | | | | | | | | | | | | | | | | | | | | | | | | | | | | | | | |
| 県支出金 | 6,337,656 | 6.1 | | 5,029,174 | 4.5 | △ 20.6 | 5,711,928 | 4.7 | 13.6 | 6,600,915 | 5.3 | 15.6 | 6,388,621 | 5.2 | △ 3.2 | | | | | | | | | | | | | | | | | | | | | | | | | | | | | | | | | | | | | | | | | | | | | | | | | | | | | | | | | | | | | | | | | | | | | | | | | | | | | | | | | | | | | | | | | | | | | | | | | | | | | | | | | | | | | | | | | | | | | | | | | | | | | | | | | | | | | | | | | | | | | | | | | | | | | | | | | | | | | | | | | | | | | | | | | | | | | | | | | | | | | | | | | | | | | | | | | | | | | | | | | | | | | | | | | | | | | | | | | | | | | | | | | | | | | | | | | | | | | | | | | | | | | | | | | | | | | | | | | | | | | | | | | | | | | | | | | | | | | | | | | | | | | | | | | | | | | | | | | | | | | | | | | | | | | | | | | | | | | | | | | | | | | | | | | | | | | | | | | | | | | | | | | | | | | | | | | | | | | | | | | | | | | | | | | | | | | | | | | | | | | | | | | | | | | | | | | | | | | | | | | | | | | | | | | | | | | | | | | | | | | | | | | | | | | | | | | | | | | | | | | | | | | | | | | | | | | | | | | | | | | | | | | | | | | | | | | | | | | | | | | | | | | | | | | | | | | | | | | | | | | | | | | | | | | | | | | | | | | | | | | | | | | | | | | | | | | | | | | | | | | | | | | | | | | | | | | | | | | | | | | | | | | | | | | | | | | | | | | | | | | | | | | | | | | | | | | | | | | | | | | | | | | | | | | | | | | | | | | | | | | | |
| 財産収入 | 285,740 | 0.3 | | 283,848 | 0.3 | △ 0.7 | 310,698 | 0.3 | 9.5 | 218,734 | 0.2 | △ 29.6 | 1,242,396 | 1.0 | 468.0 | | | | | | | | | | | | | | | | | | | | | | | | | | | | | | | | | | | | | | | | | | | | | | | | | | | | | | | | | | | | | | | | | | | | | | | | | | | | | | | | | | | | | | | | | | | | | | | | | | | | | | | | | | | | | | | | | | | | | | | | | | | | | | | | | | | | | | | | | | | | | | | | | | | | | | | | | | | | | | | | | | | | | | | | | | | | | | | | | | | | | | | | | | | | | | | | | | | | | | | | | | | | | | | | | | | | | | | | | | | | | | | | | | | | | | | | | | | | | | | | | | | | | | | | | | | | | | | | | | | | | | | | | | | | | | | | | | | | | | | | | | | | | | | | | | | | | | | | | | | | | | | | | | | | | | | | | | | | | | | | | | | | | | | | | | | | | | | | | | | | | | | | | | | | | | | | | | | | | | | | | | | | | | | | | | | | | | | | | | | | | | | | | | | | | | | | | | | | | | | | | | | | | | | | | | | | | | | | | | | | | | | | | | | | | | | | | | | | | | | | | | | | | | | | | | | | | | | | | | | | | | | | | | | | | | | | | | | | | | | | | | | | | | | | | | | | | | | | | | | | | | | | | | | | | | | | | | | | | | | | | | | | | | | | | | | | | | | | | | | | | | | | | | | | | | | | | | | | | | | | | | | | | | | | | | | | | | | | | | | | | | | | | | | | | | | | | | | | | | | | | | | | | | | | | | | | | | | | | | | | | | |
| 繰入金 | 2,908,007 | 2.8 | | 1,817,054 | 1.6 | △ 37.5 | 5,356,828 | 4.4 | 194.8 | 1,682,555 | 1.3 | △ 68.6 | 1,617,299 | 1.3 | △ 3.9 | | | | | | | | | | | | | | | | | | | | | | | | | | | | | | | | | | | | | | | | | | | | | | | | | | | | | | | | | | | | | | | | | | | | | | | | | | | | | | | | | | | | | | | | | | | | | | | | | | | | | | | | | | | | | | | | | | | | | | | | | | | | | | | | | | | | | | | | | | | | | | | | | | | | | | | | | | | | | | | | | | | | | | | | | | | | | | | | | | | | | | | | | | | | | | | | | | | | | | | | | | | | | | | | | | | | | | | | | | | | | | | | | | | | | | | | | | | | | | | | | | | | | | | | | | | | | | | | | | | | | | | | | | | | | | | | | | | | | | | | | | | | | | | | | | | | | | | | | | | | | | | | | | | | | | | | | | | | | | | | | | | | | | | | | | | | | | | | | | | | | | | | | | | | | | | | | | | | | | | | | | | | | | | | | | | | | | | | | | | | | | | | | | | | | | | | | | | | | | | | | | | | | | | | | | | | | | | | | | | | | | | | | | | | | | | | | | | | | | | | | | | | | | | | | | | | | | | | | | | | | | | | | | | | | | | | | | | | | | | | | | | | | | | | | | | | | | | | | | | | | | | | | | | | | | | | | | | | | | | | | | | | | | | | | | | | | | | | | | | | | | | | | | | | | | | | | | | | | | | | | | | | | | | | | | | | | | | | | | | | | | | | | | | | | | | | | | | | | | | | | | | | | | | | | | | | | | | | | | | | | | |
| 繰越金 | 1,477,785 | 1.4 | | 1,402,667 | 1.2 | △ 5.1 | 4,354,034 | 3.5 | 210.4 | 2,017,617 | 1.6 | △ 53.7 | 2,006,137 | 1.6 | △ 0.6 | | | | | | | | | | | | | | | | | | | | | | | | | | | | | | | | | | | | | | | | | | | | | | | | | | | | | | | | | | | | | | | | | | | | | | | | | | | | | | | | | | | | | | | | | | | | | | | | | | | | | | | | | | | | | | | | | | | | | | | | | | | | | | | | | | | | | | | | | | | | | | | | | | | | | | | | | | | | | | | | | | | | | | | | | | | | | | | | | | | | | | | | | | | | | | | | | | | | | | | | | | | | | | | | | | | | | | | | | | | | | | | | | | | | | | | | | | | | | | | | | | | | | | | | | | | | | | | | | | | | | | | | | | | | | | | | | | | | | | | | | | | | | | | | | | | | | | | | | | | | | | | | | | | | | | | | | | | | | | | | | | | | | | | | | | | | | | | | | | | | | | | | | | | | | | | | | | | | | | | | | | | | | | | | | | | | | | | | | | | | | | | | | | | | | | | | | | | | | | | | | | | | | | | | | | | | | | | | | | | | | | | | | | | | | | | | | | | | | | | | | | | | | | | | | | | | | | | | | | | | | | | | | | | | | | | | | | | | | | | | | | | | | | | | | | | | | | | | | | | | | | | | | | | | | | | | | | | | | | | | | | | | | | | | | | | | | | | | | | | | | | | | | | | | | | | | | | | | | | | | | | | | | | | | | | | | | | | | | | | | | | | | | | | | | | | | | | | | | | | | | | | | | | | | | | | | | | | | | | | | | | |
| 諸収入 | 5,178,740 | 5.0 | | 6,486,238 | 5.8 | 25.2 | 9,355,867 | 7.6 | 44.2 | 8,635,124 | 6.9 | △ 7.7 | 7,811,333 | 6.4 | △ 9.5 | | | | | | | | | | | | | | | | | | | | | | | | | | | | | | | | | | | | | | | | | | | | | | | | | | | | | | | | | | | | | | | | | | | | | | | | | | | | | | | | | | | | | | | | | | | | | | | | | | | | | | | | | | | | | | | | | | | | | | | | | | | | | | | | | | | | | | | | | | | | | | | | | | | | | | | | | | | | | | | | | | | | | | | | | | | | | | | | | | | | | | | | | | | | | | | | | | | | | | | | | | | | | | | | | | | | | | | | | | | | | | | | | | | | | | | | | | | | | | | | | | | | | | | | | | | | | | | | | | | | | | | | | | | | | | | | | | | | | | | | | | | | | | | | | | | | | | | | | | | | | | | | | | | | | | | | | | | | | | | | | | | | | | | | | | | | | | | | | | | | | | | | | | | | | | | | | | | | | | | | | | | | | | | | | | | | | | | | | | | | | | | | | | | | | | | | | | | | | | | | | | | | | | | | | | | | | | | | | | | | | | | | | | | | | | | | | | | | | | | | | | | | | | | | | | | | | | | | | | | | | | | | | | | | | | | | | | | | | | | | | | | | | | | | | | | | | | | | | | | | | | | | | | | | | | | | | | | | | | | | | | | | | | | | | | | | | | | | | | | | | | | | | | | | | | | | | | | | | | | | | | | | | | | | | | | | | | | | | | | | | | | | | | | | | | | | | | | | | | | | | | | | | | | | | | | | | | | | | | | | | | |
| 地方債 | 9,411,950 | 9.0 | | 10,540,258 | 9.4 | 12.0 | 10,351,626 | 8.4 | △ 1.8 | 13,272,292 | 10.6 | 28.2 | 9,832,326 | 8.1 | △ 25.9 | | | | | | | | | | | | | | | | | | | | | | | | | | | | | | | | | | | | | | | | | | | | | | | | | | | | | | | | | | | | | | | | | | | | | | | | | | | | | | | | | | | | | | | | | | | | | | | | | | | | | | | | | | | | | | | | | | | | | | | | | | | | | | | | | | | | | | | | | | | | | | | | | | | | | | | | | | | | | | | | | | | | | | | | | | | | | | | | | | | | | | | | | | | | | | | | | | | | | | | | | | | | | | | | | | | | | | | | | | | | | | | | | | | | | | | | | | | | | | | | | | | | | | | | | | | | | | | | | | | | | | | | | | | | | | | | | | | | | | | | | | | | | | | | | | | | | | | | | | | | | | | | | | | | | | | | | | | | | | | | | | | | | | | | | | | | | | | | | | | | | | | | | | | | | | | | | | | | | | | | | | | | | | | | | | | | | | | | | | | | | | | | | | | | | | | | | | | | | | | | | | | | | | | | | | | | | | | | | | | | | | | | | | | | | | | | | | | | | | | | | | | | | | | | | | | | | | | | | | | | | | | | | | | | | | | | | | | | | | | | | | | | | | | | | | | | | | | | | | | | | | | | | | | | | | | | | | | | | | | | | | | | | | | | | | | | | | | | | | | | | | | | | | | | | | | | | | | | | | | | | | | | | | | | | | | | | | | | | | | | | | | | | | | | | | | | | | | | | | | | | | | | | | | | | | | | | | | | | | | | | | |
| うち臨時財政対策債 | 2,617,450 | 2.5 | | 2,451,658 | 2.2 | △ 6.3 | 3,805,026 | 3.1 | 55.2 | 5,362,192 | 4.3 | 40.9 | 5,310,826 | 4.4 | △ 1.0 | | | | | | | | | | | | | | | | | | | | | | | | | | | | | | | | | | | | | | | | | | | | | | | | | | | | | | | | | | | | | | | | | | | | | | | | | | | | | | | | | | | | | | | | | | | | | | | | | | | | | | | | | | | | | | | | | | | | | | | | | | | | | | | | | | | | | | | | | | | | | | | | | | | | | | | | | | | | | | | | | | | | | | | | | | | | | | | | | | | | | | | | | | | | | | | | | | | | | | | | | | | | | | | | | | | | | | | | | | | | | | | | | | | | | | | | | | | | | | | | | | | | | | | | | | | | | | | | | | | | | | | | | | | | | | | | | | | | | | | | | | | | | | | | | | | | | | | | | | | | | | | | | | | | | | | | | | | | | | | | | | | | | | | | | | | | | | | | | | | | | | | | | | | | | | | | | | | | | | | | | | | | | | | | | | | | | | | | | | | | | | | | | | | | | | | | | | | | | | | | | | | | | | | | | | | | | | | | | | | | | | | | | | | | | | | | | | | | | | | | | | | | | | | | | | | | | | | | | | | | | | | | | | | | | | | | | | | | | | | | | | | | | | | | | | | | | | | | | | | | | | | | | | | | | | | | | | | | | | | | | | | | | | | | | | | | | | | | | | | | | | | | | | | | | | | | | | | | | | | | | | | | | | | | | | | | | | | | | | | | | | | | | | | | | | | | | | | | | | | | | | | | | | | | | | | | | | | | | | | | | | |
| その他 | 1,636,565 | 1.6 | | 1,444,407 | 1.3 | △ 11.7 | 1,309,023 | 1.1 | △ 9.4 | 1,148,212 | 0.9 | △ 12.3 | 1,092,122 | 0.9 | △ 4.9 | | | | | | | | | | | | | | | | | | | | | | | | | | | | | | | | | | | | | | | | | | | | | | | | | | | | | | | | | | | | | | | | | | | | | | | | | | | | | | | | | | | | | | | | | | | | | | | | | | | | | | | | | | | | | | | | | | | | | | | | | | | | | | | | | | | | | | | | | | | | | | | | | | | | | | | | | | | | | | | | | | | | | | | | | | | | | | | | | | | | | | | | | | | | | | | | | | | | | | | | | | | | | | | | | | | | | | | | | | | | | | | | | | | | | | | | | | | | | | | | | | | | | | | | | | | | | | | | | | | | | | | | | | | | | | | | | | | | | | | | | | | | | | | | | | | | | | | | | | | | | | | | | | | | | | | | | | | | | | | | | | | | | | | | | | | | | | | | | | | | | | | | | | | | | | | | | | | | | | | | | | | | | | | | | | | | | | | | | | | | | | | | | | | | | | | | | | | | | | | | | | | | | | | | | | | | | | | | | | | | | | | | | | | | | | | | | | | | | | | | | | | | | | | | | | | | | | | | | | | | | | | | | | | | | | | | | | | | | | | | | | | | | | | | | | | | | | | | | | | | | | | | | | | | | | | | | | | | | | | | | | | | | | | | | | | | | | | | | | | | | | | | | | | | | | | | | | | | | | | | | | | | | | | | | | | | | | | | | | | | | | | | | | | | | | | | | | | | | | | | | | | | | | | | | | | | | | | | | | | | | | |
| 歳入合計 | 104,263,095 | 100.0 | | 112,258,776 | 100.0 | 7.7 | 122,781,295 | 100.0 | 9.4 | 125,349,152 | 100.0 | 2.1 | 121,705,338 | 100.0 | △ 2.9 | | | | | | | | | | | | | | | | | | | | | | | | | | | | | | | | | | | | | | | | | | | | | | | | | | | | | | | | | | | | | | | | | | | | | | | | | | | | | | | | | | | | | | | | | | | | | | | | | | | | | | | | | | | | | | | | | | | | | | | | | | | | | | | | | | | | | | | | | | | | | | | | | | | | | | | | | | | | | | | | | | | | | | | | | | | | | | | | | | | | | | | | | | | | | | | | | | | | | | | | | | | | | | | | | | | | | | | | | | | | | | | | | | | | | | | | | | | | | | | | | | | | | | | | | | | | | | | | | | | | | | | | | | | | | | | | | | | | | | | | | | | | | | | | | | | | | | | | | | | | | | | | | | | | | | | | | | | | | | | | | | | | | | | | | | | | | | | | | | | | | | | | | | | | | | | | | | | | | | | | | | | | | | | | | | | | | | | | | | | | | | | | | | | | | | | | | | | | | | | | | | | | | | | | | | | | | | | | | | | | | | | | | | | | | | | | | | | | | | | | | | | | | | | | | | | | | | | | | | | | | | | | | | | | | | | | | | | | | | | | | | | | | | | | | | | | | | | | | | | | | | | | | | | | | | | | | | | | | | | | | | | | | | | | | | | | | | | | | | | | | | | | | | | | | | | | | | | | | | | | | | | | | | | | | | | | | | | | | | | | | | | | | | | | | | | | | | | | | | | | | | | | | | | | | | | | | | | | | | | | | | |
| うち一般財源等 | 67,633,262 | 64.9 | | 70,026,483 | 62.4 | 3.5 | 73,680,595 | 60.0 | 5.2 | 76,659,948 | 61.2 | 4.0 | 76,469,898 | 62.8 | △ 0.2 | | | | | | | | | | | | | | | | | | | | | | | | | | | | | | | | | | | | | | | | | | | | | | | | | | | | | | | | | | | | | | | | | | | | | | | | | | | | | | | | | | | | | | | | | | | | | | | | | | | | | | | | | | | | | | | | | | | | | | | | | | | | | | | | | | | | | | | | | | | | | | | | | | | | | | | | | | | | | | | | | | | | | | | | | | | | | | | | | | | | | | | | | | | | | | | | | | | | | | | | | | | | | | | | | | | | | | | | | | | | | | | | | | | | | | | | | | | | | | | | | | | | | | | | | | | | | | | | | | | | | | | | | | | | | | | | | | | | | | | | | | | | | | | | | | | | | | | | | | | | | | | | | | | | | | | | | | | | | | | | | | | | | | | | | | | | | | | | | | | | | | | | | | | | | | | | | | | | | | | | | | | | | | | | | | | | | | | | | | | | | | | | | | | | | | | | | | | | | | | | | | | | | | | | | | | | | | | | | | | | | | | | | | | | | | | | | | | | | | | | | | | | | | | | | | | | | | | | | | | | | | | | | | | | | | | | | | | | | | | | | | | | | | | | | | | | | | | | | | | | | | | | | | | | | | | | | | | | | | | | | | | | | | | | | | | | | | | | | | | | | | | | | | | | | | | | | | | | | | | | | | | | | | | | | | | | | | | | | | | | | | | | | | | | | | | | | | | | | | | | | | | | | | | | | | | | | | | | | | | | | | |
| うち經常一財等 | 57,421,180 | 55.1 | | 59,661,956 | 53.1 | 3.9 | 59,678,443 | 48.6 | 0.0 | 61,711,732 | 49.2 | 3.4 | 63,335,841 | 52.0 | 2.6 | | | | | | | | | | | | | | | | | | | | | | | | | | | | | | | | | | | | | | | | | | | | | | | | | | | | | | | | | | | | | | | | | | | | | | | | | | | | | | | | | | | | | | | | | | | | | | | | | | | | | | | | | | | | | | | | | | | | | | | | | | | | | | | | | | | | | | | | | | | | | | | | | | | | | | | | | | | | | | | | | | | | | | | | | | | | | | | | | | | | | | | | | | | | | | | | | | | | | | | | | | | | | | | | | | | | | | | | | | | | | | | | | | | | | | | | | | | | | | | | | | | | | | | | | | | | | | | | | | | | | | | | | | | | | | | | | | | | | | | | | | | | | | | | | | | | | | | | | | | | | | | | | | | | | | | | | | | | | | | | | | | | | | | | | | | | | | | | | | | | | | | | | | | | | | | | | | | | | | | | | | | | | | | | | | | | | | | | | | | | | | | | | | | | | | | | | | | | | | | | | | | | | | | | | | | | | | | | | | | | | | | | | | | | | | | | | | | | | | | | | | | | | | | | | | | | | | | | | | | | | | | | | | | | | | | | | | | | | | | | | | | | | | | | | | | | | | | | | | | | | | | | | | | | | | | | | | | | | | | | | | | | | | | | | | | | | | | | | | | | | | | | | | | | | | | | | | | | | | | | | | | | | | | | | | | | | | | | | | | | | | | | | | | | | | | | | | | | | | | | | | | | | | | | | | | | | | | | | | | | | | |
| 歳出 | | | | | | | | | | | | | | | | 人件費 | 19,147,748 | 18.6 | | 18,383,232 | 17.0 | △ 4.0 | 17,029,095 | 14.1 | △ 7.4 | 16,739,072 | 13.6 | △ 1.7 | 16,243,395 | 13.7 | △ 3.0 | 扶助費 | 21,142,343 | 20.6 | | 22,093,730 | 20.5 | 4.5 | 23,595,501 | 19.5 | 6.8 | 29,049,031 | 23.6 | 23.1 | 31,057,472 | 26.2 | 6.9 | 公債費 | 11,344,875 | 11.0 | | 11,833,889 | 11.0 | 4.3 | 10,981,944 | 9.1 | △ 7.2 | 11,432,655 | 9.3 | 4.1 | 12,312,513 | 10.4 | 7.7 | 義務的経費計 | 51,634,966 | 50.2 | | 52,310,851 | 48.5 | 1.3 | 51,606,540 | 42.7 | △ 1.3 | 57,220,758 | 46.4 | 10.9 | 59,613,380 | 50.2 | 4.2 | 普通建設事業費 | 16,626,279 | 16.2 | | 17,846,155 | 16.5 | 7.3 | 17,264,208 | 14.3 | △ 3.3 | 22,272,889 | 18.1 | 29.0 | 13,838,632 | 11.7 | △ 37.9 | うち単独事業費 | 8,678,663 | 8.4 | | 8,893,196 | 8.2 | 2.5 | 8,691,860 | 7.2 | △ 2.3 | 10,308,053 | 8.4 | 18.6 | 6,464,003 | 5.4 | △ 37.3 | 災害復旧事業費 | 5,376 | 0.0 | | 0 | 0.0 | 皆減 | 102,683 | 0.1 | 皆増 | 54,257 | 0.0 | △ 47.2 | 14,398 | 0.0 | △ 73.5 | 失業対策事業費 | 0 | 0.0 | | 0 | 0.0 | | 0 | 0.0 | 0 | 0.0 | | 0 | 0.0 | | 投資的経費計 | 16,631,655 | 16.2 | | 17,846,155 | 16.5 | 7.3 | 17,366,891 | 14.4 | △ 2.7 | 22,327,146 | 18.1 | 28.6 | 13,853,030 | 11.7 | △ 38.0 | 物件費 | 11,856,050 | 11.5 | | 11,882,527 | 11.0 | 0.2 | 12,789,024 | 10.6 | 7.6 | 13,325,976 | 10.8 | 4.2 | 14,277,437 | 12.0 | 7.1 | 維持補修費 | 1,574,503 | 1.5 | | 1,368,491 | 1.3 | △ 13.1 | 1,402,801 | 1.2 | 2.5 | 1,248,385 | 1.0 | △ 11.0 | 1,370,264 | 1.2 | 9.8 | 補助費等 | 7,125,561 | 6.9 | | 8,649,102 | 8.0 | 21.4 | 13,301,353 | 11.0 | 53.8 | 9,328,042 | 7.6 | △ 29.9 | 9,122,870 | 7.7 | △ 2.2 | うち一組負担金 | 1,944,050 | 1.9 | | 1,887,832 | 1.7 | △ 2.9 | 3,949,865 | 3.3 | 109.2 | 3,690,444 | 3.0 | △ 6.6 | 3,598,717 | 3.0 | △ 2.5 | 繰出金 | 9,726,691 | 9.5 | | 9,713,038 | 9.0 | △ 0.1 | 10,095,390 | 8.4 | 3.9 | 10,821,027 | 8.8 | 7.2 | 11,037,892 | 9.3 | 2.0 | 積立金 | 70,967 | 0.1 | | 914,348 | 0.8 | 1188.4 | 6,147,645 | 5.1 | 572.4 | 1,410,967 | 1.1 | △ 77.0 | 2,626,228 | 2.2 | 86.1 | 投資・出資・貸付金 | 4,240,035 | 4.1 | | 5,220,230 | 4.8 | 23.1 | 8,054,034 | 6.7 | 54.3 | 7,660,714 | 6.2 | △ 4.9 | 6,781,692 | 5.7 | △ 11.5 | 前年度繰上充用金 | 0 | 0.0 | | 0 | 0.0 | | 0 | 0.0 | 0 | 0.0 | | 0 | 0.0 | | 歳出合計 | 102,860,428 | 100.0 | | 107,904,742 | 100.0 | 4.9 | 120,763,678 | 100.0 | 11.9 | 123,343,015 | 100.0 | 2.1 | 118,682,793 | 100.0 | △ 3.8 | 形式収支 | 1,402,667 | | | 4,354,034 | | | 2,017,617 | | | 2,006,137 | | | 3,022,545 | | | 実質収支 | 664,414 | | | 804,769 | | | 815,866 | | | 1,061,815 | | | 1,130,534 | | | | | | | | | | | | | | | | | | | | | | | | | | | | | | | | | | | | | | | | | | | | | | | | | | | | | | | | | | | | | | | | | | | | | | | | | | | | | | | | | | | | | | | | | | | | | | | | | | | | | | | | | | | | | | | | | | | | | | | | | | | | | | | | | | | | | | | | | | | | | | | | | | | | | | | | | | | | | | | | | | | | | | | | | | | | | | | | | | | | | | | | | | | | | | | | | | | | | | | | | | | | | | | | | | | | | | | | | | | | | | | | | | | | | | | | | | | | | | | | | | | | | | | | | | | | | | | | | | | | | | | | | | | | | | | | | | | | | | | | | | | | | | | | | | | | | | | | | | | | | | | | | | |
| 人件費 | 19,147,748 | 18.6 | | 18,383,232 | 17.0 | △ 4.0 | 17,029,095 | 14.1 | △ 7.4 | 16,739,072 | 13.6 | △ 1.7 | 16,243,395 | 13.7 | △ 3.0 | | | | | | | | | | | | | | | | | | | | | | | | | | | | | | | | | | | | | | | | | | | | | | | | | | | | | | | | | | | | | | | | | | | | | | | | | | | | | | | | | | | | | | | | | | | | | | | | | | | | | | | | | | | | | | | | | | | | | | | | | | | | | | | | | | | | | | | | | | | | | | | | | | | | | | | | | | | | | | | | | | | | | | | | | | | | | | | | | | | | | | | | | | | | | | | | | | | | | | | | | | | | | | | | | | | | | | | | | | | | | | | | | | | | | | | | | | | | | | | | | | | | | | | | | | | | | | | | | | | | | | | | | | | | | | | | | | | | | | | | | | | | | | | | | | | | | | | | | | | | | | | | | | | | | | | | | | | | | | | | | | | | | | | | | | | | | | | | | | | | | | | | | | | | | | | | | | | | | | | | | | | | | | | | | | | | | | | | | | | | | | | | | | | | | | | | | | | | | | | | | | | | | | | | | | | | | | | | | | | | | | | | | | | | | | | | | | | | | | | | | | | | | | | | | | | | | | | | | | | | | | | | | | | | | | | | | | | | | | | | | | | | | | | | | | | | | | | | | | | | | | | | | | | | | | | | | | | | | | | | | | | | | | | | | | | | | | | | | | | | | | | | | | | | | | | | | | | | | | | | | | | | | | | | | | | | | | | | | | | | | | | | | | | | | | | | | | | | | | | | | | | | | | | | | | | | | | | | | | | | | | |
| 扶助費 | 21,142,343 | 20.6 | | 22,093,730 | 20.5 | 4.5 | 23,595,501 | 19.5 | 6.8 | 29,049,031 | 23.6 | 23.1 | 31,057,472 | 26.2 | 6.9 | | | | | | | | | | | | | | | | | | | | | | | | | | | | | | | | | | | | | | | | | | | | | | | | | | | | | | | | | | | | | | | | | | | | | | | | | | | | | | | | | | | | | | | | | | | | | | | | | | | | | | | | | | | | | | | | | | | | | | | | | | | | | | | | | | | | | | | | | | | | | | | | | | | | | | | | | | | | | | | | | | | | | | | | | | | | | | | | | | | | | | | | | | | | | | | | | | | | | | | | | | | | | | | | | | | | | | | | | | | | | | | | | | | | | | | | | | | | | | | | | | | | | | | | | | | | | | | | | | | | | | | | | | | | | | | | | | | | | | | | | | | | | | | | | | | | | | | | | | | | | | | | | | | | | | | | | | | | | | | | | | | | | | | | | | | | | | | | | | | | | | | | | | | | | | | | | | | | | | | | | | | | | | | | | | | | | | | | | | | | | | | | | | | | | | | | | | | | | | | | | | | | | | | | | | | | | | | | | | | | | | | | | | | | | | | | | | | | | | | | | | | | | | | | | | | | | | | | | | | | | | | | | | | | | | | | | | | | | | | | | | | | | | | | | | | | | | | | | | | | | | | | | | | | | | | | | | | | | | | | | | | | | | | | | | | | | | | | | | | | | | | | | | | | | | | | | | | | | | | | | | | | | | | | | | | | | | | | | | | | | | | | | | | | | | | | | | | | | | | | | | | | | | | | | | | | | | | | | | | | | | |
| 公債費 | 11,344,875 | 11.0 | | 11,833,889 | 11.0 | 4.3 | 10,981,944 | 9.1 | △ 7.2 | 11,432,655 | 9.3 | 4.1 | 12,312,513 | 10.4 | 7.7 | | | | | | | | | | | | | | | | | | | | | | | | | | | | | | | | | | | | | | | | | | | | | | | | | | | | | | | | | | | | | | | | | | | | | | | | | | | | | | | | | | | | | | | | | | | | | | | | | | | | | | | | | | | | | | | | | | | | | | | | | | | | | | | | | | | | | | | | | | | | | | | | | | | | | | | | | | | | | | | | | | | | | | | | | | | | | | | | | | | | | | | | | | | | | | | | | | | | | | | | | | | | | | | | | | | | | | | | | | | | | | | | | | | | | | | | | | | | | | | | | | | | | | | | | | | | | | | | | | | | | | | | | | | | | | | | | | | | | | | | | | | | | | | | | | | | | | | | | | | | | | | | | | | | | | | | | | | | | | | | | | | | | | | | | | | | | | | | | | | | | | | | | | | | | | | | | | | | | | | | | | | | | | | | | | | | | | | | | | | | | | | | | | | | | | | | | | | | | | | | | | | | | | | | | | | | | | | | | | | | | | | | | | | | | | | | | | | | | | | | | | | | | | | | | | | | | | | | | | | | | | | | | | | | | | | | | | | | | | | | | | | | | | | | | | | | | | | | | | | | | | | | | | | | | | | | | | | | | | | | | | | | | | | | | | | | | | | | | | | | | | | | | | | | | | | | | | | | | | | | | | | | | | | | | | | | | | | | | | | | | | | | | | | | | | | | | | | | | | | | | | | | | | | | | | | | | | | | | | | | | | |
| 義務的経費計 | 51,634,966 | 50.2 | | 52,310,851 | 48.5 | 1.3 | 51,606,540 | 42.7 | △ 1.3 | 57,220,758 | 46.4 | 10.9 | 59,613,380 | 50.2 | 4.2 | | | | | | | | | | | | | | | | | | | | | | | | | | | | | | | | | | | | | | | | | | | | | | | | | | | | | | | | | | | | | | | | | | | | | | | | | | | | | | | | | | | | | | | | | | | | | | | | | | | | | | | | | | | | | | | | | | | | | | | | | | | | | | | | | | | | | | | | | | | | | | | | | | | | | | | | | | | | | | | | | | | | | | | | | | | | | | | | | | | | | | | | | | | | | | | | | | | | | | | | | | | | | | | | | | | | | | | | | | | | | | | | | | | | | | | | | | | | | | | | | | | | | | | | | | | | | | | | | | | | | | | | | | | | | | | | | | | | | | | | | | | | | | | | | | | | | | | | | | | | | | | | | | | | | | | | | | | | | | | | | | | | | | | | | | | | | | | | | | | | | | | | | | | | | | | | | | | | | | | | | | | | | | | | | | | | | | | | | | | | | | | | | | | | | | | | | | | | | | | | | | | | | | | | | | | | | | | | | | | | | | | | | | | | | | | | | | | | | | | | | | | | | | | | | | | | | | | | | | | | | | | | | | | | | | | | | | | | | | | | | | | | | | | | | | | | | | | | | | | | | | | | | | | | | | | | | | | | | | | | | | | | | | | | | | | | | | | | | | | | | | | | | | | | | | | | | | | | | | | | | | | | | | | | | | | | | | | | | | | | | | | | | | | | | | | | | | | | | | | | | | | | | | | | | | | | | | | | | | | | | | |
| 普通建設事業費 | 16,626,279 | 16.2 | | 17,846,155 | 16.5 | 7.3 | 17,264,208 | 14.3 | △ 3.3 | 22,272,889 | 18.1 | 29.0 | 13,838,632 | 11.7 | △ 37.9 | | | | | | | | | | | | | | | | | | | | | | | | | | | | | | | | | | | | | | | | | | | | | | | | | | | | | | | | | | | | | | | | | | | | | | | | | | | | | | | | | | | | | | | | | | | | | | | | | | | | | | | | | | | | | | | | | | | | | | | | | | | | | | | | | | | | | | | | | | | | | | | | | | | | | | | | | | | | | | | | | | | | | | | | | | | | | | | | | | | | | | | | | | | | | | | | | | | | | | | | | | | | | | | | | | | | | | | | | | | | | | | | | | | | | | | | | | | | | | | | | | | | | | | | | | | | | | | | | | | | | | | | | | | | | | | | | | | | | | | | | | | | | | | | | | | | | | | | | | | | | | | | | | | | | | | | | | | | | | | | | | | | | | | | | | | | | | | | | | | | | | | | | | | | | | | | | | | | | | | | | | | | | | | | | | | | | | | | | | | | | | | | | | | | | | | | | | | | | | | | | | | | | | | | | | | | | | | | | | | | | | | | | | | | | | | | | | | | | | | | | | | | | | | | | | | | | | | | | | | | | | | | | | | | | | | | | | | | | | | | | | | | | | | | | | | | | | | | | | | | | | | | | | | | | | | | | | | | | | | | | | | | | | | | | | | | | | | | | | | | | | | | | | | | | | | | | | | | | | | | | | | | | | | | | | | | | | | | | | | | | | | | | | | | | | | | | | | | | | | | | | | | | | | | | | | | | | | | | | | | | | |
| うち単独事業費 | 8,678,663 | 8.4 | | 8,893,196 | 8.2 | 2.5 | 8,691,860 | 7.2 | △ 2.3 | 10,308,053 | 8.4 | 18.6 | 6,464,003 | 5.4 | △ 37.3 | | | | | | | | | | | | | | | | | | | | | | | | | | | | | | | | | | | | | | | | | | | | | | | | | | | | | | | | | | | | | | | | | | | | | | | | | | | | | | | | | | | | | | | | | | | | | | | | | | | | | | | | | | | | | | | | | | | | | | | | | | | | | | | | | | | | | | | | | | | | | | | | | | | | | | | | | | | | | | | | | | | | | | | | | | | | | | | | | | | | | | | | | | | | | | | | | | | | | | | | | | | | | | | | | | | | | | | | | | | | | | | | | | | | | | | | | | | | | | | | | | | | | | | | | | | | | | | | | | | | | | | | | | | | | | | | | | | | | | | | | | | | | | | | | | | | | | | | | | | | | | | | | | | | | | | | | | | | | | | | | | | | | | | | | | | | | | | | | | | | | | | | | | | | | | | | | | | | | | | | | | | | | | | | | | | | | | | | | | | | | | | | | | | | | | | | | | | | | | | | | | | | | | | | | | | | | | | | | | | | | | | | | | | | | | | | | | | | | | | | | | | | | | | | | | | | | | | | | | | | | | | | | | | | | | | | | | | | | | | | | | | | | | | | | | | | | | | | | | | | | | | | | | | | | | | | | | | | | | | | | | | | | | | | | | | | | | | | | | | | | | | | | | | | | | | | | | | | | | | | | | | | | | | | | | | | | | | | | | | | | | | | | | | | | | | | | | | | | | | | | | | | | | | | | | | | | | | | | | | | | | |
| 災害復旧事業費 | 5,376 | 0.0 | | 0 | 0.0 | 皆減 | 102,683 | 0.1 | 皆増 | 54,257 | 0.0 | △ 47.2 | 14,398 | 0.0 | △ 73.5 | | | | | | | | | | | | | | | | | | | | | | | | | | | | | | | | | | | | | | | | | | | | | | | | | | | | | | | | | | | | | | | | | | | | | | | | | | | | | | | | | | | | | | | | | | | | | | | | | | | | | | | | | | | | | | | | | | | | | | | | | | | | | | | | | | | | | | | | | | | | | | | | | | | | | | | | | | | | | | | | | | | | | | | | | | | | | | | | | | | | | | | | | | | | | | | | | | | | | | | | | | | | | | | | | | | | | | | | | | | | | | | | | | | | | | | | | | | | | | | | | | | | | | | | | | | | | | | | | | | | | | | | | | | | | | | | | | | | | | | | | | | | | | | | | | | | | | | | | | | | | | | | | | | | | | | | | | | | | | | | | | | | | | | | | | | | | | | | | | | | | | | | | | | | | | | | | | | | | | | | | | | | | | | | | | | | | | | | | | | | | | | | | | | | | | | | | | | | | | | | | | | | | | | | | | | | | | | | | | | | | | | | | | | | | | | | | | | | | | | | | | | | | | | | | | | | | | | | | | | | | | | | | | | | | | | | | | | | | | | | | | | | | | | | | | | | | | | | | | | | | | | | | | | | | | | | | | | | | | | | | | | | | | | | | | | | | | | | | | | | | | | | | | | | | | | | | | | | | | | | | | | | | | | | | | | | | | | | | | | | | | | | | | | | | | | | | | | | | | | | | | | | | | | | | | | | | | | | | | | | | | |
| 失業対策事業費 | 0 | 0.0 | | 0 | 0.0 | | 0 | 0.0 | 0 | 0.0 | | 0 | 0.0 | | | | | | | | | | | | | | | | | | | | | | | | | | | | | | | | | | | | | | | | | | | | | | | | | | | | | | | | | | | | | | | | | | | | | | | | | | | | | | | | | | | | | | | | | | | | | | | | | | | | | | | | | | | | | | | | | | | | | | | | | | | | | | | | | | | | | | | | | | | | | | | | | | | | | | | | | | | | | | | | | | | | | | | | | | | | | | | | | | | | | | | | | | | | | | | | | | | | | | | | | | | | | | | | | | | | | | | | | | | | | | | | | | | | | | | | | | | | | | | | | | | | | | | | | | | | | | | | | | | | | | | | | | | | | | | | | | | | | | | | | | | | | | | | | | | | | | | | | | | | | | | | | | | | | | | | | | | | | | | | | | | | | | | | | | | | | | | | | | | | | | | | | | | | | | | | | | | | | | | | | | | | | | | | | | | | | | | | | | | | | | | | | | | | | | | | | | | | | | | | | | | | | | | | | | | | | | | | | | | | | | | | | | | | | | | | | | | | | | | | | | | | | | | | | | | | | | | | | | | | | | | | | | | | | | | | | | | | | | | | | | | | | | | | | | | | | | | | | | | | | | | | | | | | | | | | | | | | | | | | | | | | | | | | | | | | | | | | | | | | | | | | | | | | | | | | | | | | | | | | | | | | | | | | | | | | | | | | | | | | | | | | | | | | | | | | | | | | | | | | | | | | | | | | | | | | | | | | | | | | | | | | |
| 投資的経費計 | 16,631,655 | 16.2 | | 17,846,155 | 16.5 | 7.3 | 17,366,891 | 14.4 | △ 2.7 | 22,327,146 | 18.1 | 28.6 | 13,853,030 | 11.7 | △ 38.0 | | | | | | | | | | | | | | | | | | | | | | | | | | | | | | | | | | | | | | | | | | | | | | | | | | | | | | | | | | | | | | | | | | | | | | | | | | | | | | | | | | | | | | | | | | | | | | | | | | | | | | | | | | | | | | | | | | | | | | | | | | | | | | | | | | | | | | | | | | | | | | | | | | | | | | | | | | | | | | | | | | | | | | | | | | | | | | | | | | | | | | | | | | | | | | | | | | | | | | | | | | | | | | | | | | | | | | | | | | | | | | | | | | | | | | | | | | | | | | | | | | | | | | | | | | | | | | | | | | | | | | | | | | | | | | | | | | | | | | | | | | | | | | | | | | | | | | | | | | | | | | | | | | | | | | | | | | | | | | | | | | | | | | | | | | | | | | | | | | | | | | | | | | | | | | | | | | | | | | | | | | | | | | | | | | | | | | | | | | | | | | | | | | | | | | | | | | | | | | | | | | | | | | | | | | | | | | | | | | | | | | | | | | | | | | | | | | | | | | | | | | | | | | | | | | | | | | | | | | | | | | | | | | | | | | | | | | | | | | | | | | | | | | | | | | | | | | | | | | | | | | | | | | | | | | | | | | | | | | | | | | | | | | | | | | | | | | | | | | | | | | | | | | | | | | | | | | | | | | | | | | | | | | | | | | | | | | | | | | | | | | | | | | | | | | | | | | | | | | | | | | | | | | | | | | | | | | | | | | | | | | |
| 物件費 | 11,856,050 | 11.5 | | 11,882,527 | 11.0 | 0.2 | 12,789,024 | 10.6 | 7.6 | 13,325,976 | 10.8 | 4.2 | 14,277,437 | 12.0 | 7.1 | | | | | | | | | | | | | | | | | | | | | | | | | | | | | | | | | | | | | | | | | | | | | | | | | | | | | | | | | | | | | | | | | | | | | | | | | | | | | | | | | | | | | | | | | | | | | | | | | | | | | | | | | | | | | | | | | | | | | | | | | | | | | | | | | | | | | | | | | | | | | | | | | | | | | | | | | | | | | | | | | | | | | | | | | | | | | | | | | | | | | | | | | | | | | | | | | | | | | | | | | | | | | | | | | | | | | | | | | | | | | | | | | | | | | | | | | | | | | | | | | | | | | | | | | | | | | | | | | | | | | | | | | | | | | | | | | | | | | | | | | | | | | | | | | | | | | | | | | | | | | | | | | | | | | | | | | | | | | | | | | | | | | | | | | | | | | | | | | | | | | | | | | | | | | | | | | | | | | | | | | | | | | | | | | | | | | | | | | | | | | | | | | | | | | | | | | | | | | | | | | | | | | | | | | | | | | | | | | | | | | | | | | | | | | | | | | | | | | | | | | | | | | | | | | | | | | | | | | | | | | | | | | | | | | | | | | | | | | | | | | | | | | | | | | | | | | | | | | | | | | | | | | | | | | | | | | | | | | | | | | | | | | | | | | | | | | | | | | | | | | | | | | | | | | | | | | | | | | | | | | | | | | | | | | | | | | | | | | | | | | | | | | | | | | | | | | | | | | | | | | | | | | | | | | | | | | | | | | | | | | | |
| 維持補修費 | 1,574,503 | 1.5 | | 1,368,491 | 1.3 | △ 13.1 | 1,402,801 | 1.2 | 2.5 | 1,248,385 | 1.0 | △ 11.0 | 1,370,264 | 1.2 | 9.8 | | | | | | | | | | | | | | | | | | | | | | | | | | | | | | | | | | | | | | | | | | | | | | | | | | | | | | | | | | | | | | | | | | | | | | | | | | | | | | | | | | | | | | | | | | | | | | | | | | | | | | | | | | | | | | | | | | | | | | | | | | | | | | | | | | | | | | | | | | | | | | | | | | | | | | | | | | | | | | | | | | | | | | | | | | | | | | | | | | | | | | | | | | | | | | | | | | | | | | | | | | | | | | | | | | | | | | | | | | | | | | | | | | | | | | | | | | | | | | | | | | | | | | | | | | | | | | | | | | | | | | | | | | | | | | | | | | | | | | | | | | | | | | | | | | | | | | | | | | | | | | | | | | | | | | | | | | | | | | | | | | | | | | | | | | | | | | | | | | | | | | | | | | | | | | | | | | | | | | | | | | | | | | | | | | | | | | | | | | | | | | | | | | | | | | | | | | | | | | | | | | | | | | | | | | | | | | | | | | | | | | | | | | | | | | | | | | | | | | | | | | | | | | | | | | | | | | | | | | | | | | | | | | | | | | | | | | | | | | | | | | | | | | | | | | | | | | | | | | | | | | | | | | | | | | | | | | | | | | | | | | | | | | | | | | | | | | | | | | | | | | | | | | | | | | | | | | | | | | | | | | | | | | | | | | | | | | | | | | | | | | | | | | | | | | | | | | | | | | | | | | | | | | | | | | | | | | | | | | | | | | |
| 補助費等 | 7,125,561 | 6.9 | | 8,649,102 | 8.0 | 21.4 | 13,301,353 | 11.0 | 53.8 | 9,328,042 | 7.6 | △ 29.9 | 9,122,870 | 7.7 | △ 2.2 | | | | | | | | | | | | | | | | | | | | | | | | | | | | | | | | | | | | | | | | | | | | | | | | | | | | | | | | | | | | | | | | | | | | | | | | | | | | | | | | | | | | | | | | | | | | | | | | | | | | | | | | | | | | | | | | | | | | | | | | | | | | | | | | | | | | | | | | | | | | | | | | | | | | | | | | | | | | | | | | | | | | | | | | | | | | | | | | | | | | | | | | | | | | | | | | | | | | | | | | | | | | | | | | | | | | | | | | | | | | | | | | | | | | | | | | | | | | | | | | | | | | | | | | | | | | | | | | | | | | | | | | | | | | | | | | | | | | | | | | | | | | | | | | | | | | | | | | | | | | | | | | | | | | | | | | | | | | | | | | | | | | | | | | | | | | | | | | | | | | | | | | | | | | | | | | | | | | | | | | | | | | | | | | | | | | | | | | | | | | | | | | | | | | | | | | | | | | | | | | | | | | | | | | | | | | | | | | | | | | | | | | | | | | | | | | | | | | | | | | | | | | | | | | | | | | | | | | | | | | | | | | | | | | | | | | | | | | | | | | | | | | | | | | | | | | | | | | | | | | | | | | | | | | | | | | | | | | | | | | | | | | | | | | | | | | | | | | | | | | | | | | | | | | | | | | | | | | | | | | | | | | | | | | | | | | | | | | | | | | | | | | | | | | | | | | | | | | | | | | | | | | | | | | | | | | | | | | | | | | | | |
| うち一組負担金 | 1,944,050 | 1.9 | | 1,887,832 | 1.7 | △ 2.9 | 3,949,865 | 3.3 | 109.2 | 3,690,444 | 3.0 | △ 6.6 | 3,598,717 | 3.0 | △ 2.5 | | | | | | | | | | | | | | | | | | | | | | | | | | | | | | | | | | | | | | | | | | | | | | | | | | | | | | | | | | | | | | | | | | | | | | | | | | | | | | | | | | | | | | | | | | | | | | | | | | | | | | | | | | | | | | | | | | | | | | | | | | | | | | | | | | | | | | | | | | | | | | | | | | | | | | | | | | | | | | | | | | | | | | | | | | | | | | | | | | | | | | | | | | | | | | | | | | | | | | | | | | | | | | | | | | | | | | | | | | | | | | | | | | | | | | | | | | | | | | | | | | | | | | | | | | | | | | | | | | | | | | | | | | | | | | | | | | | | | | | | | | | | | | | | | | | | | | | | | | | | | | | | | | | | | | | | | | | | | | | | | | | | | | | | | | | | | | | | | | | | | | | | | | | | | | | | | | | | | | | | | | | | | | | | | | | | | | | | | | | | | | | | | | | | | | | | | | | | | | | | | | | | | | | | | | | | | | | | | | | | | | | | | | | | | | | | | | | | | | | | | | | | | | | | | | | | | | | | | | | | | | | | | | | | | | | | | | | | | | | | | | | | | | | | | | | | | | | | | | | | | | | | | | | | | | | | | | | | | | | | | | | | | | | | | | | | | | | | | | | | | | | | | | | | | | | | | | | | | | | | | | | | | | | | | | | | | | | | | | | | | | | | | | | | | | | | | | | | | | | | | | | | | | | | | | | | | | | | | | | | | | |
| 繰出金 | 9,726,691 | 9.5 | | 9,713,038 | 9.0 | △ 0.1 | 10,095,390 | 8.4 | 3.9 | 10,821,027 | 8.8 | 7.2 | 11,037,892 | 9.3 | 2.0 | | | | | | | | | | | | | | | | | | | | | | | | | | | | | | | | | | | | | | | | | | | | | | | | | | | | | | | | | | | | | | | | | | | | | | | | | | | | | | | | | | | | | | | | | | | | | | | | | | | | | | | | | | | | | | | | | | | | | | | | | | | | | | | | | | | | | | | | | | | | | | | | | | | | | | | | | | | | | | | | | | | | | | | | | | | | | | | | | | | | | | | | | | | | | | | | | | | | | | | | | | | | | | | | | | | | | | | | | | | | | | | | | | | | | | | | | | | | | | | | | | | | | | | | | | | | | | | | | | | | | | | | | | | | | | | | | | | | | | | | | | | | | | | | | | | | | | | | | | | | | | | | | | | | | | | | | | | | | | | | | | | | | | | | | | | | | | | | | | | | | | | | | | | | | | | | | | | | | | | | | | | | | | | | | | | | | | | | | | | | | | | | | | | | | | | | | | | | | | | | | | | | | | | | | | | | | | | | | | | | | | | | | | | | | | | | | | | | | | | | | | | | | | | | | | | | | | | | | | | | | | | | | | | | | | | | | | | | | | | | | | | | | | | | | | | | | | | | | | | | | | | | | | | | | | | | | | | | | | | | | | | | | | | | | | | | | | | | | | | | | | | | | | | | | | | | | | | | | | | | | | | | | | | | | | | | | | | | | | | | | | | | | | | | | | | | | | | | | | | | | | | | | | | | | | | | | | | | | | | | | | |
| 積立金 | 70,967 | 0.1 | | 914,348 | 0.8 | 1188.4 | 6,147,645 | 5.1 | 572.4 | 1,410,967 | 1.1 | △ 77.0 | 2,626,228 | 2.2 | 86.1 | | | | | | | | | | | | | | | | | | | | | | | | | | | | | | | | | | | | | | | | | | | | | | | | | | | | | | | | | | | | | | | | | | | | | | | | | | | | | | | | | | | | | | | | | | | | | | | | | | | | | | | | | | | | | | | | | | | | | | | | | | | | | | | | | | | | | | | | | | | | | | | | | | | | | | | | | | | | | | | | | | | | | | | | | | | | | | | | | | | | | | | | | | | | | | | | | | | | | | | | | | | | | | | | | | | | | | | | | | | | | | | | | | | | | | | | | | | | | | | | | | | | | | | | | | | | | | | | | | | | | | | | | | | | | | | | | | | | | | | | | | | | | | | | | | | | | | | | | | | | | | | | | | | | | | | | | | | | | | | | | | | | | | | | | | | | | | | | | | | | | | | | | | | | | | | | | | | | | | | | | | | | | | | | | | | | | | | | | | | | | | | | | | | | | | | | | | | | | | | | | | | | | | | | | | | | | | | | | | | | | | | | | | | | | | | | | | | | | | | | | | | | | | | | | | | | | | | | | | | | | | | | | | | | | | | | | | | | | | | | | | | | | | | | | | | | | | | | | | | | | | | | | | | | | | | | | | | | | | | | | | | | | | | | | | | | | | | | | | | | | | | | | | | | | | | | | | | | | | | | | | | | | | | | | | | | | | | | | | | | | | | | | | | | | | | | | | | | | | | | | | | | | | | | | | | | | | | | | | | | | | |
| 投資・出資・貸付金 | 4,240,035 | 4.1 | | 5,220,230 | 4.8 | 23.1 | 8,054,034 | 6.7 | 54.3 | 7,660,714 | 6.2 | △ 4.9 | 6,781,692 | 5.7 | △ 11.5 | | | | | | | | | | | | | | | | | | | | | | | | | | | | | | | | | | | | | | | | | | | | | | | | | | | | | | | | | | | | | | | | | | | | | | | | | | | | | | | | | | | | | | | | | | | | | | | | | | | | | | | | | | | | | | | | | | | | | | | | | | | | | | | | | | | | | | | | | | | | | | | | | | | | | | | | | | | | | | | | | | | | | | | | | | | | | | | | | | | | | | | | | | | | | | | | | | | | | | | | | | | | | | | | | | | | | | | | | | | | | | | | | | | | | | | | | | | | | | | | | | | | | | | | | | | | | | | | | | | | | | | | | | | | | | | | | | | | | | | | | | | | | | | | | | | | | | | | | | | | | | | | | | | | | | | | | | | | | | | | | | | | | | | | | | | | | | | | | | | | | | | | | | | | | | | | | | | | | | | | | | | | | | | | | | | | | | | | | | | | | | | | | | | | | | | | | | | | | | | | | | | | | | | | | | | | | | | | | | | | | | | | | | | | | | | | | | | | | | | | | | | | | | | | | | | | | | | | | | | | | | | | | | | | | | | | | | | | | | | | | | | | | | | | | | | | | | | | | | | | | | | | | | | | | | | | | | | | | | | | | | | | | | | | | | | | | | | | | | | | | | | | | | | | | | | | | | | | | | | | | | | | | | | | | | | | | | | | | | | | | | | | | | | | | | | | | | | | | | | | | | | | | | | | | | | | | | | | | | | | | | |
| 前年度繰上充用金 | 0 | 0.0 | | 0 | 0.0 | | 0 | 0.0 | 0 | 0.0 | | 0 | 0.0 | | | | | | | | | | | | | | | | | | | | | | | | | | | | | | | | | | | | | | | | | | | | | | | | | | | | | | | | | | | | | | | | | | | | | | | | | | | | | | | | | | | | | | | | | | | | | | | | | | | | | | | | | | | | | | | | | | | | | | | | | | | | | | | | | | | | | | | | | | | | | | | | | | | | | | | | | | | | | | | | | | | | | | | | | | | | | | | | | | | | | | | | | | | | | | | | | | | | | | | | | | | | | | | | | | | | | | | | | | | | | | | | | | | | | | | | | | | | | | | | | | | | | | | | | | | | | | | | | | | | | | | | | | | | | | | | | | | | | | | | | | | | | | | | | | | | | | | | | | | | | | | | | | | | | | | | | | | | | | | | | | | | | | | | | | | | | | | | | | | | | | | | | | | | | | | | | | | | | | | | | | | | | | | | | | | | | | | | | | | | | | | | | | | | | | | | | | | | | | | | | | | | | | | | | | | | | | | | | | | | | | | | | | | | | | | | | | | | | | | | | | | | | | | | | | | | | | | | | | | | | | | | | | | | | | | | | | | | | | | | | | | | | | | | | | | | | | | | | | | | | | | | | | | | | | | | | | | | | | | | | | | | | | | | | | | | | | | | | | | | | | | | | | | | | | | | | | | | | | | | | | | | | | | | | | | | | | | | | | | | | | | | | | | | | | | | | | | | | | | | | | | | | | | | | | | | | | | | | | | | | | | | |
| 歳出合計 | 102,860,428 | 100.0 | | 107,904,742 | 100.0 | 4.9 | 120,763,678 | 100.0 | 11.9 | 123,343,015 | 100.0 | 2.1 | 118,682,793 | 100.0 | △ 3.8 | | | | | | | | | | | | | | | | | | | | | | | | | | | | | | | | | | | | | | | | | | | | | | | | | | | | | | | | | | | | | | | | | | | | | | | | | | | | | | | | | | | | | | | | | | | | | | | | | | | | | | | | | | | | | | | | | | | | | | | | | | | | | | | | | | | | | | | | | | | | | | | | | | | | | | | | | | | | | | | | | | | | | | | | | | | | | | | | | | | | | | | | | | | | | | | | | | | | | | | | | | | | | | | | | | | | | | | | | | | | | | | | | | | | | | | | | | | | | | | | | | | | | | | | | | | | | | | | | | | | | | | | | | | | | | | | | | | | | | | | | | | | | | | | | | | | | | | | | | | | | | | | | | | | | | | | | | | | | | | | | | | | | | | | | | | | | | | | | | | | | | | | | | | | | | | | | | | | | | | | | | | | | | | | | | | | | | | | | | | | | | | | | | | | | | | | | | | | | | | | | | | | | | | | | | | | | | | | | | | | | | | | | | | | | | | | | | | | | | | | | | | | | | | | | | | | | | | | | | | | | | | | | | | | | | | | | | | | | | | | | | | | | | | | | | | | | | | | | | | | | | | | | | | | | | | | | | | | | | | | | | | | | | | | | | | | | | | | | | | | | | | | | | | | | | | | | | | | | | | | | | | | | | | | | | | | | | | | | | | | | | | | | | | | | | | | | | | | | | | | | | | | | | | | | | | | | | | | | | | | | | |
| 形式収支 | 1,402,667 | | | 4,354,034 | | | 2,017,617 | | | 2,006,137 | | | 3,022,545 | | | | | | | | | | | | | | | | | | | | | | | | | | | | | | | | | | | | | | | | | | | | | | | | | | | | | | | | | | | | | | | | | | | | | | | | | | | | | | | | | | | | | | | | | | | | | | | | | | | | | | | | | | | | | | | | | | | | | | | | | | | | | | | | | | | | | | | | | | | | | | | | | | | | | | | | | | | | | | | | | | | | | | | | | | | | | | | | | | | | | | | | | | | | | | | | | | | | | | | | | | | | | | | | | | | | | | | | | | | | | | | | | | | | | | | | | | | | | | | | | | | | | | | | | | | | | | | | | | | | | | | | | | | | | | | | | | | | | | | | | | | | | | | | | | | | | | | | | | | | | | | | | | | | | | | | | | | | | | | | | | | | | | | | | | | | | | | | | | | | | | | | | | | | | | | | | | | | | | | | | | | | | | | | | | | | | | | | | | | | | | | | | | | | | | | | | | | | | | | | | | | | | | | | | | | | | | | | | | | | | | | | | | | | | | | | | | | | | | | | | | | | | | | | | | | | | | | | | | | | | | | | | | | | | | | | | | | | | | | | | | | | | | | | | | | | | | | | | | | | | | | | | | | | | | | | | | | | | | | | | | | | | | | | | | | | | | | | | | | | | | | | | | | | | | | | | | | | | | | | | | | | | | | | | | | | | | | | | | | | | | | | | | | | | | | | | | | | | | | | | | | | | | | | | | | | | | | | | | | | | | | | |
| 実質収支 | 664,414 | | | 804,769 | | | 815,866 | | | 1,061,815 | | | 1,130,534 | | | | | | | | | | | | | | | | | | | | | | | | | | | | | | | | | | | | | | | | | | | | | | | | | | | | | | | | | | | | | | | | | | | | | | | | | | | | | | | | | | | | | | | | | | | | | | | | | | | | | | | | | | | | | | | | | | | | | | | | | | | | | | | | | | | | | | | | | | | | | | | | | | | | | | | | | | | | | | | | | | | | | | | | | | | | | | | | | | | | | | | | | | | | | | | | | | | | | | | | | | | | | | | | | | | | | | | | | | | | | | | | | | | | | | | | | | | | | | | | | | | | | | | | | | | | | | | | | | | | | | | | | | | | | | | | | | | | | | | | | | | | | | | | | | | | | | | | | | | | | | | | | | | | | | | | | | | | | | | | | | | | | | | | | | | | | | | | | | | | | | | | | | | | | | | | | | | | | | | | | | | | | | | | | | | | | | | | | | | | | | | | | | | | | | | | | | | | | | | | | | | | | | | | | | | | | | | | | | | | | | | | | | | | | | | | | | | | | | | | | | | | | | | | | | | | | | | | | | | | | | | | | | | | | | | | | | | | | | | | | | | | | | | | | | | | | | | | | | | | | | | | | | | | | | | | | | | | | | | | | | | | | | | | | | | | | | | | | | | | | | | | | | | | | | | | | | | | | | | | | | | | | | | | | | | | | | | | | | | | | | | | | | | | | | | | | | | | | | | | | | | | | | | | | | | | | | | | | | | | | | | | |

(注)1 表示単位未満四捨五入の関係で繰上げと合計が一致しない箇所がある。

(2) 主要財政指標の推移

(単位:千円、%)

| 区 分 | 平成 19 年度 | 平成 20 年度 | | 平成 21 年度 | | 平成 22 年度 | | 平成 23 年度 | | |
|-------------|-------------|-------------|--------|----------|-------------|----------|------|-------------|--------|-------|
| | 数値 | 数値 | 増減ポイント | 増減率 | 数値 | 増減ポイント | 増減率 | 数値 | 増減ポイント | 増減率 |
| 標準財政規模 | 60,347,582 | 62,554,206 | 2.2 | 3.7 | 63,506,951 | 1.5 | 1.5 | 65,790,799 | 2.3 | 3.6 |
| 財政力指数 | 0.71 | 0.70 | △ 0.01 | | 0.68 | △ 0.02 | | 0.64 | △ 0.04 | |
| 実質赤字比率 | - | - | 0.00 | | - | 0.00 | | - | 0.00 | |
| 連結実質赤字比率 | - | - | 0.00 | | - | 0.00 | | - | 0.00 | |
| 実質公債費比率 | 6.2 | 5.8 | △ 0.4 | | 5.1 | △ 0.7 | | 4.6 | △ 0.5 | |
| 将来負担比率 | 61.4 | 50.7 | △ 10.7 | | 50.2 | △ 0.5 | | 26.8 | △ 23.4 | |
| 経常収支比率 | 95.9 | 95.4 | △ 0.5 | | 94.3 | △ 1.1 | | 91.7 | △ 2.6 | |
| 積立基金現在高 | 13,217,836 | 13,598,099 | 3.8 | 2.9 | 18,815,960 | 3.9 | 38.4 | 19,021,013 | 1.2 | 1.1 |
| 財政調整基金 | 1,869,940 | 1,693,439 | △ 1.8 | △ 9.4 | 1,706,981 | 0.8 | 0.8 | 2,688,074 | 9.1 | 57.5 |
| 減債基金 | 979,020 | 977,879 | △ 1.2 | △ 0.1 | 1,276,671 | 2.9 | 30.6 | 1,633,830 | 3.6 | 28.0 |
| その他特定目的基金 | 10,368,876 | 10,926,781 | 5.6 | 5.4 | 15,832,308 | 5.9 | 44.9 | 14,699,109 | △ 1.2 | △ 7.2 |
| 地方債現在高 | 114,794,407 | 115,512,449 | 7.2 | 0.6 | 116,794,959 | 1.2 | 1.1 | 120,498,149 | 3.7 | 3.2 |
| うち臨時財政対策債 | 21,846,769 | 23,508,965 | 1.7 | 7.6 | 26,272,511 | 4.6 | 11.8 | 30,418,104 | 4.2 | 15.8 |
| 税徴収率(合計) | 97.1 | 97.2 | 0.1 | | 97.3 | 0.1 | | 97.9 | 0.6 | |
| 税徴収率(市町村民税) | 97.4 | 97.5 | 0.1 | | 97.3 | △ 0.2 | | 98.0 | 0.7 | |
| 税徴収率(固定資産税) | 96.4 | 96.7 | 0.3 | | 97.1 | 0.4 | | 97.6 | 0.5 | |

(注)1 税の徴収率は、「合計」「市町村民税」「固定資産税」とも現年分に係るものである。

(注)2 標準財政規模は臨時財政対策債発行可能額を含めたものである。

(注)3 表示単位未満四捨五入の関係で繰上げと合計が一致しない箇所がある。

市町村財政状況の推移(平成19年度～平成23年度)その2

| | |
|------|------|
| 建制番号 | 市町村名 |
| 4 | 久留米市 |

(1) 歳入・歳出の推移

(単位:百万円)

| 区 分 | H19 | H20 | H21 | H22 | H23 |
|-------|---------|---------|---------|---------|---------|
| 地方税 | 39,428 | 39,053 | 37,552 | 37,716 | 38,623 |
| 地方交付税 | 15,779 | 18,850 | 20,407 | 22,533 | 23,472 |
| 国庫支出金 | 14,116 | 19,842 | 20,570 | 24,197 | 22,363 |
| 県支出金 | 6,338 | 5,029 | 5,712 | 6,601 | 6,389 |
| 繰入金 | 2,908 | 1,817 | 5,357 | 1,683 | 1,617 |
| 諸収入 | 5,179 | 6,486 | 9,356 | 8,635 | 7,811 |
| 地方債 | 9,412 | 10,540 | 10,352 | 13,272 | 9,832 |
| その他 | 11,103 | 10,642 | 13,475 | 10,712 | 11,598 |
| 歳入合計 | 104,263 | 112,259 | 122,781 | 125,349 | 121,705 |

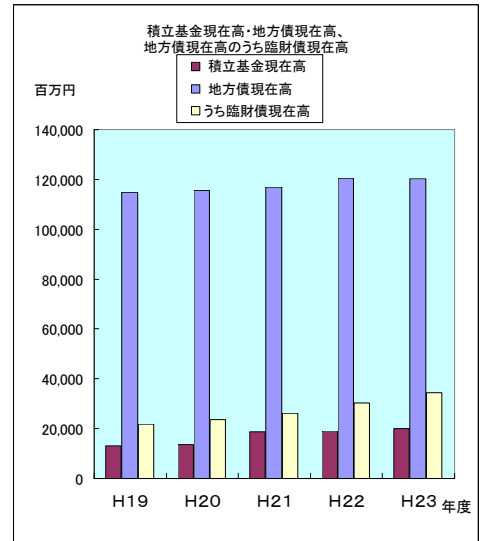
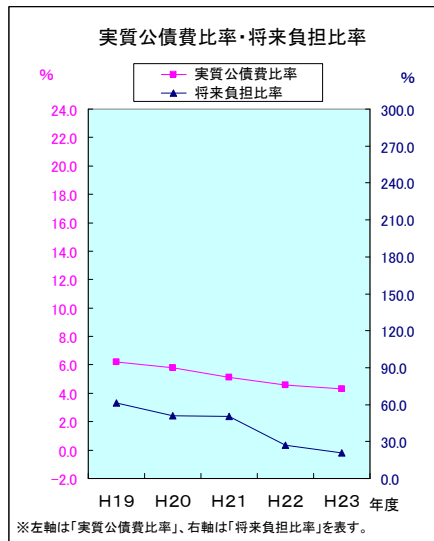
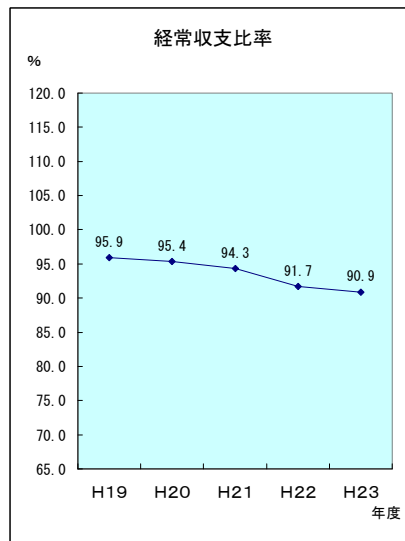
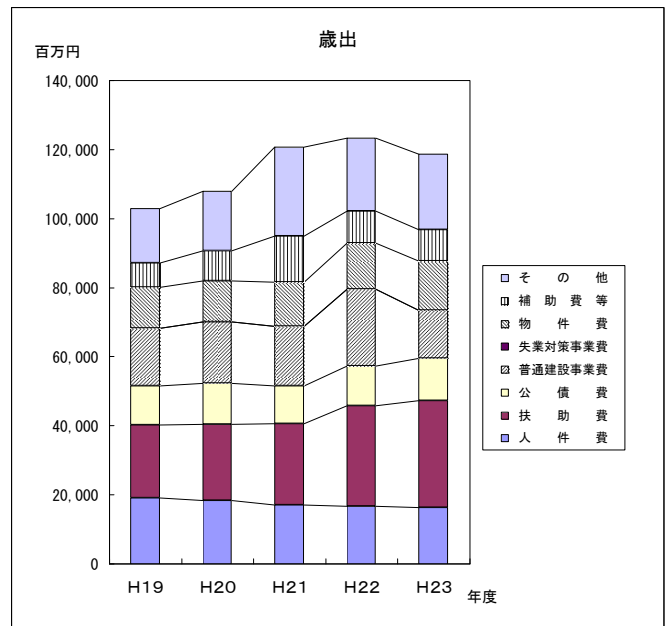
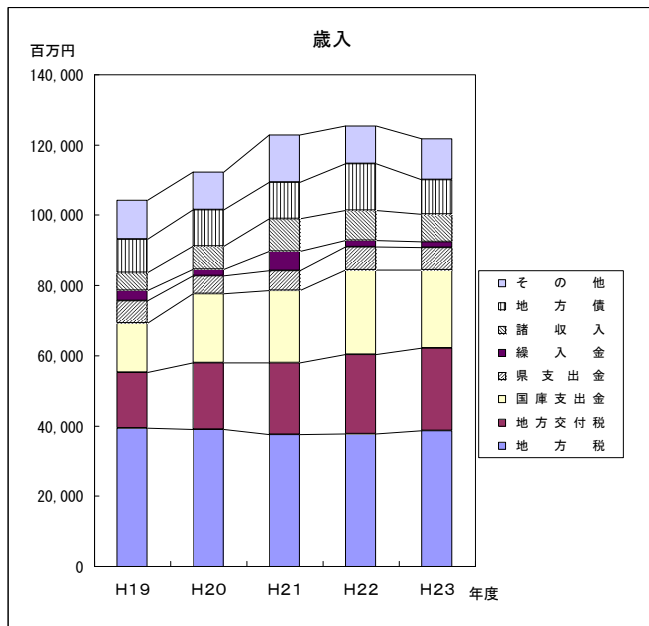
(単位:百万円)

| 区 分 | H19 | H20 | H21 | H22 | H23 |
|---------|---------|---------|---------|---------|---------|
| 人件費 | 19,148 | 18,383 | 17,029 | 16,739 | 16,243 |
| 扶助費 | 21,142 | 22,094 | 23,596 | 29,049 | 31,057 |
| 公債費 | 11,345 | 11,834 | 10,982 | 11,433 | 12,313 |
| 普通建設事業費 | 16,626 | 17,846 | 17,264 | 22,273 | 13,839 |
| 失業対策事業費 | 0 | 0 | 0 | 0 | 0 |
| 物件費 | 11,856 | 11,883 | 12,789 | 13,326 | 14,277 |
| 補助費等 | 7,126 | 8,649 | 13,301 | 9,328 | 9,123 |
| その他 | 15,617 | 17,216 | 25,803 | 21,195 | 21,831 |
| 歳出合計 | 102,860 | 107,905 | 120,764 | 123,343 | 118,683 |

(2) 主要財政指標の推移

(単位:百万円、%)

| 区 分 | H19 | H20 | H21 | H22 | H23 |
|----------|---------|---------|---------|---------|---------|
| 経常収支比率 | 95.9 | 95.4 | 94.3 | 91.7 | 90.9 |
| 実質公債費比率 | 6.2 | 5.8 | 5.1 | 4.6 | 4.3 |
| 将来負担比率 | 61.4 | 50.7 | 50.2 | 26.8 | 20.7 |
| 積立基金現在高 | 13,218 | 13,598 | 18,816 | 19,021 | 20,152 |
| 地方債現在高 | 114,794 | 115,512 | 116,795 | 120,498 | 120,288 |
| うち臨財債現在高 | 21,847 | 23,509 | 26,273 | 30,418 | 34,414 |



※左軸は「実質公債費比率」、右軸は「将来負担比率」を表す。